

SUMMARY OF APPROPRIATIONS, ALLOTMENTS, OBLIGATIONS, DISBURSEMENTS AND BALANCES BY OBJECT OF EXPENDITURES


As at the Quarter Ending September 30, 2025


Department : State Universities and Colleges (SUCs)
 Agency/Entity : Cagayan State University
 Operating Unit : < not applicable >
 Organization Code (UACS) : 08 022 000000
 Fund Cluster : 01 - Regular Agency Fund


	Current Year Appropriations
	Supplemental Appropriations
X	Continuing Appropriations


(e.g. UACS Fund Cluster: 01-Regular Agency Fund, 02-Foreign Assisted Projects Fund, 03-Special Account-Locally Funded/Domestic Grants Fund, and 04-Special Account-Foreign Assisted/Foreign Grants Fund)

Particulars	UACS CODE	Appropriations			Allotments			Obligations					Disbursements					Balances							
		Authorized Appropriations	Adjustments (Transfer To/From, Modifications/Augmentations)	Adjusted Appropriations	Allotments		Adjustments (Reductions, Modifications/Augmentations)	Transfer To	Transfer From	Adjusted Allotments	1st Quarter Ending March 31	2nd Quarter Ending June 30	3rd Quarter Ending September 30	4th Quarter Ending December 31	Total	1st Quarter Ending March 31	2nd Quarter Ending June 30	3rd Quarter Ending September 30	4th Quarter Ending December 31	Total	Unused Funds		Unpaid Obligations (16-21)=(24+25)		
					SARO	Unobligated															Unreleased Appropriations	Unobligated Allotments	Due and Demandable	Not Yet Due and Demandable	
1	2	3	4	5=(3+4)	6	7	8	9	10	11=[(6+7+(-)8)-9+10]	12	13	14	15	16=(12+13+14+15)	17	18	19	20	21=(17+18+19+20)	22=(5-11)	23=(11-16)	24	25	
SUMMARY		0.00	0.00	0.00	0.00	7,003,228.58	0.00	0.00	0.00	0.00	7,003,228.58	2,700,000.00	3,315,600.00	441,006.78	0.00	6,456,606.78	165,000.00	5,850,600.00	441,006.78	0.00	6,456,606.78	0.00	546,621.80	0.00	0.00
Unobligated Allotment		0.00	0.00	0.00	0.00	7,003,228.58	0.00	0.00	0.00	0.00	7,003,228.58	2,700,000.00	3,315,600.00	441,006.78	0.00	6,456,606.78	165,000.00	5,850,600.00	441,006.78	0.00	6,456,606.78	0.00	546,621.80	0.00	0.00
I. AGENCY SPECIFIC BUDGET		0.00	0.00	0.00	0.00	7,003,228.58	0.00	0.00	0.00	0.00	7,003,228.58	2,700,000.00	3,315,600.00	441,006.78	0.00	6,456,606.78	165,000.00	5,850,600.00	441,006.78	0.00	6,456,606.78	0.00	546,621.80	0.00	0.00
Maintenance and Other Operating Expenses		0.00	0.00	0.00	0.00	6,265,902.50	0.00	0.00	0.00	0.00	6,265,902.50	2,700,000.00	3,315,600.00	0.00	0.00	6,015,600.00	165,000.00	5,850,600.00	0.00	0.00	6,015,600.00	0.00	250,302.50	0.00	0.00
Traveling Expenses		0.00	0.00	0.00	0.00	61,083.01	0.00	0.00	0.00	0.00	61,083.01	0.00	47,211.00	0.00	0.00	47,211.00	0.00	47,211.00	0.00	0.00	47,211.00	0.00	13,872.01	0.00	0.00
Traveling Expenses - Foreign	5020102000	0.00	0.00	0.00	0.00	61,083.01	0.00	0.00	0.00	0.00	61,083.01	0.00	47,211.00	0.00	0.00	47,211.00	0.00	47,211.00	0.00	0.00	47,211.00	0.00	13,872.01	0.00	0.00
Supplies and Materials Expenses		0.00	0.00	0.00	0.00	111,979.02	0.00	0.00	0.00	0.00	111,979.02	0.00	0.00	0.00	0.00	0.00	0.00	0.00	0.00	0.00	0.00	0.00	111,979.02	0.00	0.00
Other Supplies and Materials Expenses	5020399000	0.00	0.00	0.00	0.00	111,979.02	0.00	0.00	0.00	0.00	111,979.02	0.00	0.00	0.00	0.00	0.00	0.00	0.00	0.00	0.00	0.00	0.00	111,979.02	0.00	0.00
Communication Expenses		0.00	0.00	0.00	0.00	50.16	0.00	0.00	0.00	0.00	50.16	0.00	0.00	0.00	0.00	0.00	0.00	0.00	0.00	0.00	0.00	0.00	50.16	0.00	0.00
Telephone Expenses	5020502000	0.00	0.00	0.00	0.00	50.16	0.00	0.00	0.00	0.00	50.16	0.00	0.00	0.00	0.00	0.00	0.00	0.00	0.00	0.00	0.00	0.00	50.16	0.00	0.00
Mobile	5020502001	0.00	0.00	0.00	0.00	50.16	0.00	0.00	0.00	0.00	50.16	0.00	0.00	0.00	0.00	0.00	0.00	0.00	0.00	0.00	0.00	0.00	50.16	0.00	0.00
Survey, Research, Exploration and		0.00	0.00	0.00	0.00	993,289.77	0.00	0.00	0.00	0.00	993,289.77	165,000.00	828,289.00	0.00	0.00	993,289.00	165,000.00	828,289.00	0.00	0.00	993,289.00	0.00	0.77	0.00	0.00
Research, Exploration and Development Expenses	5020702000	0.00	0.00	0.00	0.00	993,289.77	0.00	0.00	0.00	0.00	993,289.77	165,000.00	828,289.00	0.00	0.00	993,289.00	165,000.00	828,289.00	0.00	0.00	993,289.00	0.00	0.77	0.00	0.00
Research, Exploration and Development	5020702002	0.00	0.00	0.00	0.00	993,289.77	0.00	0.00	0.00	0.00	993,289.77	165,000.00	828,289.00	0.00	0.00	993,289.00	165,000.00	828,289.00	0.00	0.00	993,289.00	0.00	0.77	0.00	0.00
Financial Assistance/Subsidy		0.00	0.00	0.00	0.00	5,060,000.00	0.00	0.00	0.00	0.00	5,060,000.00	2,535,000.00	2,440,100.00	0.00	0.00	4,975,100.00	0.00	4,975,100.00	0.00	0.00	4,975,100.00	0.00	84,900.00	0.00	0.00
Subsidies - Others	5021499000	0.00	0.00	0.00	0.00	5,060,000.00	0.00	0.00	0.00	0.00	5,060,000.00	2,535,000.00	2,440,100.00	0.00	0.00	4,975,100.00	0.00	4,975,100.00	0.00	0.00	4,975,100.00	0.00	84,900.00	0.00	0.00
Other Maintenance and Operating Expenses		0.00	0.00	0.00	0.00	39,500.54	0.00	0.00	0.00	0.00	39,500.54	0.00	0.00	0.00	0.00	0.00	0.00	0.00	0.00	0.00	0.00	0.00	39,500.54	0.00	0.00
Representation Expenses	5029903000	0.00	0.00	0.00	0.00	38,799.39	0.00	0.00	0.00	0.00	38,799.39	0.00	0.00	0.00	0.00	0.00	0.00	0.00	0.00	0.00	0.00	0.00	38,799.39	0.00	0.00
Subscription Expenses	5029907000	0.00	0.00	0.00	0.00	571.15	0.00	0.00	0.00	0.00	571.15	0.00	0.00	0.00	0.00	0.00	0.00	0.00	0.00	0.00	0.00	0.00	571.15	0.00	0.00
Other Subscription Expenses	5029907099	0.00	0.00	0.00	0.00	571.15	0.00	0.00	0.00	0.00	571.15	0.00	0.00	0.00	0.00	0.00	0.00	0.00	0.00	0.00	0.00	0.00	571.15	0.00	0.00
Other Maintenance and Operating Expenses	5029999000	0.00	0.00	0.00	0.00	130.00	0.00	0.00	0.00	0.00	130.00	0.00	0.00	0.00	0.00	0.00	0.00	0.00	0.00	0.00	0.00	0.00	130.00	0.00	0.00
Other Maintenance and Operating Expenses	5029999099	0.00	0.00	0.00	0.00	130.00	0.00	0.00	0.00	0.00	130.00	0.00	0.00	0.00	0.00	0.00	0.00	0.00	0.00	0.00	0.00	0.00	130.00	0.00	0.00
Capital Outlays		0.00	0.00	0.00	0.00	737,326.08	0.00	0.00	0.00	0.00	737,326.08	0.00	0.00	441,006.78	0.00	441,006.78	0.00	441,006.78	0.00	0.00	441,006.78	0.00	296,319.30	0.00	0.00
Property, Plant and Equipment Outlay		0.00	0.00	0.00	0.00	737,326.08	0.00	0.00	0.00	0.00	737,326.08	0.00	0.00	441,006.78	0.00	441,006.78	0.00	441,006.78	0.00	0.00	441,006.78	0.00	296,319.30	0.00	0.00
Buildings and Other Structures	5060404000	0.00	0.00	0.00	0.00	519,412.86	0.00	0.00	0.00	0.00	519,412.86	0.00	0.00	441,006.78	0.00	441,006.78	0.00	441,006.78	0.00	0.00	441,006.78	0.00	78,406.08	0.00	0.00
School Buildings	5060404002	0.00	0.00	0.00	0.00	441,006.78	0.00	0.00	0.00	0.00	441,006.78	0.00	0.00	441,006.78	0.00	441,006.78	0.00	441,006.78	0.00	0.00	441,006.78	0.00	0.00	0.00	0.00
Hospitals and Health Centers	5060404003	0.00	0.00	0.00	0.00	78,406.08	0.00	0.00	0.00	0.00	78,406.08	0.00	0.00	0.00	0.00	0.00	0.00	0.00	0.00	0.00	0.00	0.00	78,406.08	0.00	0.00
Machinery and Equipment Outlay	5060405000	0.00	0.00	0.00	0.00	217,913.22	0.00	0.00	0.00	0.00	217,913.22	0.00	0.00	0.00	0.00	0.00	0.00	0.00	0.00	0.00	0.00	0.00	217,913.22	0.00	0.00
Communication Equipment	5060405007	0.00	0.00	0.00	0.00	14,832.00	0.00	0.00	0.00	0.00	14,832.00	0.00	0.00	0.00	0.00	0.00	0.00	0.00	0.00	0.00	0.00	0.00	14,832.00	0.00	0.00
Other Machinery and Equipment	5060405099	0.00	0.00	0.00	0.00	203,081.22	0.00	0.00	0.00	0.00	203,081.22	0.00	0.00	0.00	0.00	0.00	0.00	0.00	0.00	0.00	0.00	0.00	203,081.22	0.00	0.00
GRAND TOTAL		0.00	0.00	0.00	0.00	7,003,228.58	0.00	0.00	0.00	0.00	7,003,228.58	2,700,000.00	3,315,600.00	441,006.78	0.00	6,456,606.78	165,000.00	5,850,600.00	441,006.78	0.00	6,456,606.78	0.00	546,621.80	0.00	0.00

Certified Correct:

 ALVIN U. ALISASIS
 SAO-UBO
 Date: October 23, 2025 04:15 PM

Certified Correct:

 MONALIZA M. GUZMAN
 University Accountant
 Date: October 23, 2025 04:15 PM

Recommending Approval By:

 EMERITA P. IGERON
 Chief Finance Officer
 Date: October 23, 2025 04:17 PM

Approved By:

 ARTHUR G. IBANEZ
 OIC-Office of the President
 Date: October 23, 2025 04:18 PM